


To find available titles:

Gray headphones in the top right corner indicates that the all copies of the title are currently checked out to other patrons.



Black headphones in the top right corner indicates that the book is currently available to check out.

To search only for available titles, choose “Only titles with copies available” from the “Show me:” menu.

FAQs

Why borrow downloadable audiobooks from your library?

- Listen to popular titles on your device for free!
- Access your library’s digital branch anytime, anywhere.
- No late fees!

How long can I borrow an audiobook?

14 days. This can be extended to 21 days by changing the settings in your account.

Can I renew audiobooks?

Some audiobooks can be renewed if another user if the copy is not needed to fill a hold.

How many downloadable audiobooks can I check out at once?

You can check out a combination of up to 5 ebooks and downloadable audiobooks on one account.

Can I return audiobooks early?

Some titles can be returned early through the OverDrive app.

Where is my audiobook saved on my device?

Your audiobook will be saved to your bookshelf in the OverDrive app.

How many books can I place on hold?

You can place up to 10 holds at once.

What do I do when I receive notification that the book I have on hold is available?

If “Automatically borrow this title when it becomes available,” was checked off when you placed the hold, the item will be automatically checked out to you. Click on the link in the email and log into your account. The item will appear in the bookshelf in your account. Click “Download” to transfer it to the app.

If “Automatically borrow this title when it becomes available,” was unchecked, log into your account and go to “Holds” after you receive the notification. You will be able to check out the book from here. You have 3 days from the time you receive the email to check out your book.

Get free downloadable audiobooks on your iPad, iPhone, or iPod Touch



Look inside to see how!

Willimantic Public Library



905 Main Street
Willimantic, CT 06226
860-465-3079

www.willimanticlibrary.org

Brought to you by:



Powered by:



[Type text]

1. Install the app from the App Store.

Search for “overdrive” in the App Store. Download and install the OverDrive app.

2. Authorize your device:

The first time you open the app, you will see the following message:


“Sign up for an OverDrive account to enjoy eBooks, audiobooks, movies and more from your library.”

Tap “Sign up”

Either tap “Sign up with Facebook, or Enter your name, email address, and a password, and then “Sign up” to create your OverDrive account.

3. Choose your library:


Taps the “O” logo in the top left corner of the screen.



Then tap “Add a Library.”

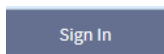
Enter your library’s name, your town’s name, or your postal code. Then tap “Search.”

When you find your library, tap on its name. Tap the star next to “Bibliomation Downloadable eMedia Catalog.” The star will turn yellow. This will save Bibliomation’s OverDrive catalog to your “Get Books” list so you will not have to search for your library the next time you use the app.



Tap anywhere to the right of the star to enter Bibliomation’s OverDrive catalog.

4. Sign in:



Click “Sign In” to access your account.

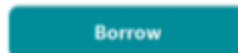
Begin typing your library’s name. Choose it from the list when it appears. Then, type in your library card number.

5. Find an audiobook to check out:

You can browse the collection by choosing a category from the home page, or by clicking in the “Search” box and entering a title, author, or keyword.

6. Check out your audiobook:

Click on the book cover. Click “Borrow” to check the book out.




If all copies of the title are checked out to another user, you will see a “Place a Hold” button instead. Click here and enter your email address to be notified when the book is available.



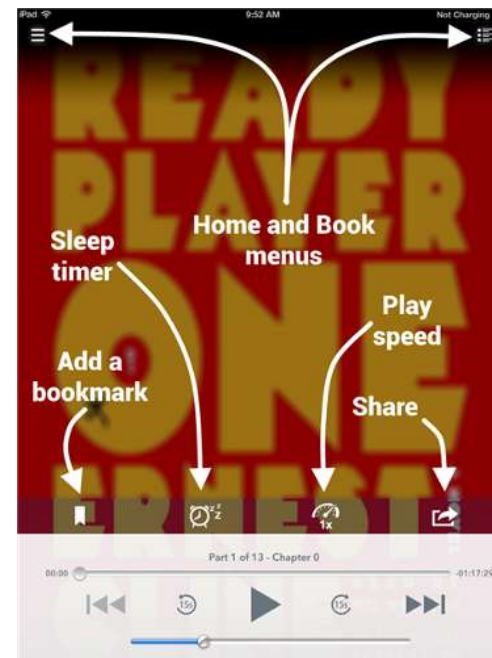
7. Download your audiobook:

Once the book is checked out to you, it will appear on your bookshelf. Click the “Download” button. All parts of the audiobook will download. This may take a few moments. The number of parts will vary based on the length of the book. Each part is about an hour in length.



Listening to an audiobook:

When at least the first part of the book has finished downloading, tap the cover to the book to begin listening.



Swipe from left to right to open the OverDrive Media Console menu.

Swipe from right to left to open the book menu. This allows for navigation within the book.

The icons at the top of the player allow you to add a book mark, set a sleep timer, and adjust the play speed, and share what you are listening to through social media.

I need more help! What do I do?

Click “Help” on Bibliomation’s OverDrive site, or go to <http://help.overdrive.com>. To contact a Bibliomation staff member for help, go to <http://biblio.org/overdrive-support-submission-form/>.